


# *Fence Regulations, Permit and Installation Guide*



**THIS DOCUMENT MAY NOT COVER ALL FENCE CODE REQUIREMENTS  
AND IS TO BE USED AS A GUIDELINE ONLY**

## **FENCE PERMIT REQUIRED**

A building permit is required for all types of fences and no fence shall be constructed, repaired or replaced until a building permit is issued by the City Planner and such permit fees shall be paid in the amount of twenty-five (25) dollars. A Fence permit application and two (2) copies of the site plan indicating fence locations and type of fence shall be submitted to the City Planner in the Public Works Department.

## **GOOD SIDE TO FACE OUTWARD AND STRUCTURAL MEMBERS ON INSIDE**

All fences shall be constructed with the structural or supporting members located within or towards the area to be enclosed, or in such a manner as to present the least conspicuous view of these members to the public.

## **INSTALLATION REGULATIONS**

- 1) Posts buried a minimum of two (2) feet deep in concrete
- 2) Good side of fence to face outward
- 3) Top rail required on chain-link fence
- 4) Barbed side of chain-link fence fabric to face down

## **REQUIRED CITY INSPECTIONS**

- 1) City Post Hole Inspection
- 2) City Final Inspection

## **CHAIN LINK TYPE FENCE**

- 1) Chain Link type wire fences six (6) feet or less in height may be located on or within property lines in side and rear yards in Dwelling Districts. Such chain link fences higher than six (6) feet may enclose public parks, recreational and school areas and lots or parcels in the C-2 General Commercial, C-3 Highway Commercial, I-1 Light Industrial, and I-2 Heavy Industrial Districts, within Dwelling Districts, the unfinished edge of the fence fabric shall be faced toward the ground. All chain link type fences shall be supported at the top with a top rail designed for said purposes.
- 2) Corner lots may be fenced along the side property line, only as far as the building line on that street side, but any such fence shall not be permitted between the building line and the street right-of-way.
- 3) Double frontage lots may be fenced along the side property line, only as far as the front or rear building line, whichever is applicable for that street side, but any such fence shall not be permitted between the front or rear building line and the street right-of-way.

## **WOOD or SIMILAR TYPE FENCE**

- 1) Wood or similar type fences are those fences using wood and opaque or similar type material for the cross-sections between or attached to the supporting posts, despite the material used for said supporting posts. Wood or similar type fences shall have thirty (30) percent or more of their entire surface open and shall not be higher than four (4) feet, except as provided in I-1 Light Industrial and I-2 Heavy Industrial Districts. In no event may wood or similar type fencing be erected closer to the front yard than the building line. Such fence may be erected on the property line. Wood or similar type fences may be permitted on the property line where property abuts Commercial or Industrial Districts. Further, the wood fence may be erected to the property line on interior lots at the front building line.
- 2) On corner lots, the wood fence may extend only to the building line on the street sides.

### **PRIVACY TYPE FENCES**

- 1) A privacy fence is a wood or opaque fence which allows little or no air or light to pass through it. A privacy fence may be erected no closer to the front yard than the building line. Such fence may be constructed to a maximum height of six (6) feet. Such privacy fences may be erected on the property lines.
- 2) Privacy fences may be permitted on the property line where property abuts Commercial or Industrial District. Further, the privacy fence may be erected to the property line on interior lots at the front building line.
- 3) On corner lots the privacy fence may extend only to the building line on the street sides.
- 4) The regulations for privacy fences contained herein are applicable only for residentially zoned property and for the non-residentially zoned property which abuts residentially zoned property.

### **SWAG or DECORATIVE TYPE FENCES.**

- 1) A swag or decorative fence is permitted in front of the building line if such fence is not higher than thirty (30) inches.

### **BARBED WIRE or ELECTRICALLY CHARGED TYPE FENCES**

- 1) No barbed wire fences shall be erected within Dwelling Districts, or in Non-Dwelling Districts abutting a Dwelling District.
- 2) If barbed wire strands are to be installed in Non-Dwelling Districts and the fence is located on the property line, the barbed strands must face inward, towards the owner's property, he must move his fence inside his property a sufficient distance, such that the overhand of the barbed wire falls entirely within his property.
- 3) Electrically charged fences shall not be permitted in the City except in compliance with the requirements and limitations of this subsection. "Electric Type Fences" consisting of Underwriters Laboratories approved electrically charged elements may be used to enclose animals or exclude animals from agriculture on lots of (1) acre or more. Such fences cannot be used as stand-alone boundary fences, and must bear a sign stating "Warning Electric Fence", or similar wording at least every two hundred (200) lineal feet.
- 4) "Electric Type Fences", as defined above, which:
  - (a) are affixed to the interior side of an existing permitted fence, or
  - (b) are temporary or transportable in that they lack footings for supporting members and are otherwise readily capable of removal or relocation from time to time as need arises, may be installed without a permit.
- 5) No Razor-ribbon Type Fence shall be permitted.

### **FENCES MAINTAINED**

All fences shall be maintained in good condition and repair in regard to construction and paint and maintenance, and such determination shall be made by Code Enforcement.

**415 Elm Grove Lane  
314.513.5013 Tel**

**Hazelwood, MO 63042  
314.839.0249 Fax**

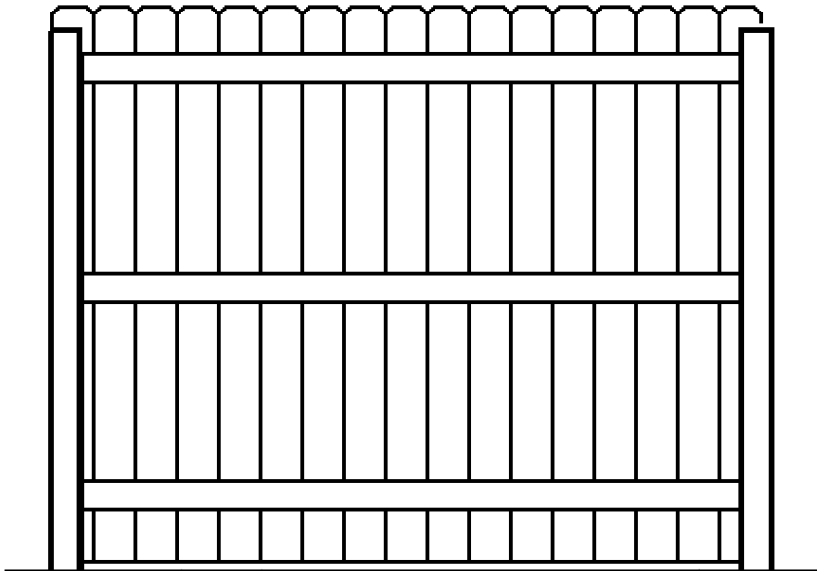
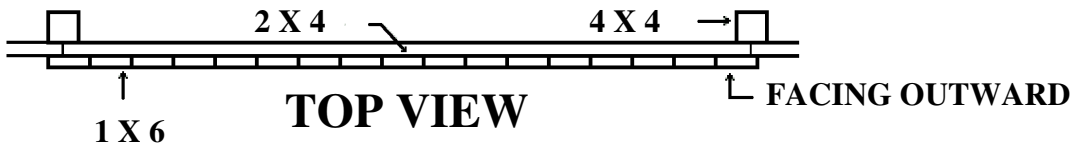
**For additional Information Click on Code Enforcement Logo**



at

[www.hazelwoodmo.org](http://www.hazelwoodmo.org)

**Revised May 26, 2017**



## TYPICAL PRIVACY FENCE INSTALLATION DETAIL

